



The primary goal of providing imported products is to offer a convenient and consistent source for low-cost commodity hose fittings to our customers.

While imported products are rarely innovative or technologically advanced, they do fill a need when economy is of primary importance.

Campbell makes no claims as to performance or pressure ratings for any products in Section J.




Please note: we are now cataloging our line of Cobra Cam & Groove Couplings in Section C (pages 17 thru 24) joining the Campbell Cobra part C's and E's. Campbell Cobra C's and E's are designed for use with ferrules. Standard Cobra C's and E's can be used with sleeves.

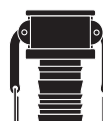
Part A



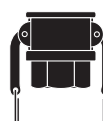
Part B



Part C



Part D



Part E



Part F



Part DC



Part DP



COMBINATION NIPPLES

THREADED



Steel

hose size	part number	list each
1/2	CNPS-50	2.38
3/4	CNPS-75	2.58
1	CNPS-100	3.20
1-1/4	CNPS-125	4.39
1-1/2	CNPS-150	5.04
2	CNPS-200	6.14
2-1/2	CNPS-250	13.62
3	CNPS-300	16.08
4	CNPS-400	24.21
6	CNPS-600	70.15
8	CNPS-800	140.91

Stainless

1/2	CNSS-50	8.79
3/4	CNSS-75	8.94
1	CNSS-100	12.27
1-1/4	CNSS-125	16.21
1-1/2	CNSS-150	18.64
2	CNSS-200	24.85
2-1/2	CNSS-250	41.67
3	CNSS-300	46.82
4	CNSS-400	73.94
6	CNSS-600	243.12

SUCTION HOSE COUPLINGS

COMPLETE SET



Shanks: Aluminum Nut: Brass

hose size	part number	list each
1-1/2	CAB-150	11.73
2	CAB-200	17.38
2-1/2	CAB-250	32.23
3	CAB-300	36.21
4	CAB-400	63.88
6	CAB-600	150.58

Shanks: Brass

Nut: Brass

hose size	part number	list each
1-1/2	CBB-150	50.68
2	CBB-200	71.99
3	CBB-300	160.27
4	CBB-400	316.17

FEMALE SHANK



Shank: Aluminum Nut: Brass

hose size	part number	list each
1-1/2	FAB-150	8.20
2	FAB-200	11.92
2-1/2	FAB-250	20.31
3	FAB-300	24.32
4	FAB-400	43.18
6	FAB-600	102.01

Shank: Brass

Nut: Brass

1-1/2	FBB-150	25.14
2	FBB-200	42.53
3	FBB-300	89.80
4	FBB-400	162.21

MALE SHANK



Aluminum

hose size	part number	list each
1-1/2	MA-150	4.52
2	MA-200	6.30
2-1/2	MA-250	11.52
3	MA-300	14.34
4	MA-400	24.02
6	MA-600	50.86

Brass

1-1/2	MB-150	21.90
2	MB-200	32.78
3	MB-300	78.29
4	MB-400	128.61

LONG SHANK SUCTION HOSE COUPLINGS

COMPLETE SET



Shanks: Steel/Ductile Hex Nut: Ductile Iron

hose size	part number	list each
1/2	SLS-50	19.32
3/4	SLS-75	19.32
1	SLS-100	20.71
1-1/4	SLS-125	22.72
1-1/2	SLS-150	26.70
2	SLS-200	37.47

Shanks: Brass

Hex Nut: Brass

1/2	SLB-50	39.74
3/4	SLB-75	39.74
1	SLB-100	45.08
1-1/4	SLB-125	78.25
1-1/2	SLB-150	92.91
2	SLB-200	134.03

FEMALE LONG SHANK



Shank: Steel/Ductile Hex Nut: Ductile Iron

hose size	part number	list each
1/2	FLS-50	12.29
3/4	FLS-75	12.29
1	FLS-100	12.66
1-1/4	FLS-125	12.99
1-1/2	FLS-150	15.08
2	FLS-200	20.60

Shank: Brass

Hex Nut: Brass

1/2	FLB-50	20.53
3/4	FLB-75	20.53
1	FLB-100	25.87
1-1/4	FLB-125	38.77
1-1/2	FLB-150	45.21
2	FLB-200	63.09

MALE LONG SHANK



Shank: Steel/Ductile

hose size	part number	list each
1/2	MLS-50	8.86
3/4	MLS-75	8.86
1	MLS-100	9.43
1-1/4	MLS-125	9.51
1-1/2	MLS-150	11.42
2	MLS-200	16.76

Shanks: Brass

1/2	MLB-50	16.45
3/4	MLB-75	16.45
1	MLB-100	18.48
1-1/4	MLB-125	33.22
1-1/2	MLB-150	41.27
2	MLB-200	57.68

WASHER (Neoprene)



size	part number	list each
1-1/4	WN-5	0.69
1-1/2	WN-6	0.69
2	WN-8	0.76
2-1/2	WN-10	0.90
3	WN-12	1.42
4	WN-16	1.76
6	WN-24	7.14

SUCTION HOSE COUPLINGS (NST threads)

COMPLETE SET



Shanks: Aluminum

Nut: Brass

hose size	part number	list each
1-1/2	NSTA-150	19.28
2-1/2	NSTA-250	36.95

Shanks: Ductile Iron

Nut: Ductile Iron

1-1/2	NSTD-150	22.36
2-1/2	NSTD-250	59.13

Shanks: Brass

Nut: Brass

1-1/2	NSTB-150	64.92
2-1/2	NSTB-250	142.15

UNIVERSAL COUPLINGS (includes safety clip)

HOSE END



hose size	part number	list each
3/8	HE-37	3.95
1/2	HE-50	3.95
3/4	HE-75	4.31
1	HE-100	5.45

HOSE END (Four Lug)



hose size	part number	list each
1-1/4	HE-125	14.42
1-1/2	HE-150	16.08
2	HE-200	20.00

FEMALE NPT



npt size	part number	list each
1/4	FE-25	4.73
3/8	FE-37	4.73
1/2	FE-50	4.52
3/4	FE-75	4.64
1	FE-100	5.25

FEMALE NPT (Four Lug)



npt size	part number	list each
1-1/4	FE-125	14.27
1-1/2	FE-150	14.60
2	FE-200	16.46

MALE NPT



npt size	part number	list each
1/4	ME-25	4.73
3/8	ME-37	4.73
1/2	ME-50	4.52
3/4	ME-75	4.64
1	ME-100	5.45

UNIVERSAL 3-WAY (Two Lug)



size range	part number	list each
all	TWC	11.11

DEAD END (Two Lug)



size range	part number	list each
all	UD	5.20

SAFETY CLIP



size	part number	list each
all	SC	0.37

WASHER (Two lug)



Neoprene		
size range	part number	list each
all	UG	0.75

WASHER (Four lug)



size range	part number	list each
all	FW	1.69

ALUMINUM SAND BLAST COUPLINGS

HOSE END



hose size	part number	list each
3/4	SBH-75	9.80
1	SBH-100	10.31
1-1/4	SBH-125	15.02
1-1/2	SBH-150	17.19

NOZZLE



hose size	part number	list each
3/4	SBN-75	9.14
1	SBN-100	10.10
1-1/4	SBN-125	12.98
1-1/2	SBN-150	20.76

FEMALE NPT



npt size	part number	list each
1-1/4	SBF-125	10.93
1-1/2	SBF-150	11.26

WASHER



size	part number	list each
all	SBW	1.15

GROUND JOINT COUPLINGS (with copper seat)

SEE WARNING BELOW

FEMALE SET



hose size	part number	list each
1/2	GF-50	27.39
3/4	GF-75	29.82
1	GF-100	29.82
1-1/4	GF-125	50.44
1-1/2	GF-150	52.64
2	GF-200	74.95
2-1/2	GF-250	153.15
3	GF-300	197.30
4	GF-400	323.51

HOSE STEM



hose size	part number	list each
1/2	GS-50	8.86
3/4	GS-75	7.72
1	GS-100	9.44
1-1/4	GS-125	14.77
1-1/2	GS-150	15.61
2	GS-200	19.93
2-1/2	GS-250	41.74
3	GS-300	54.23
4	GS-400	98.18

WING NUT




size	part number	list each
1/2	N-50	6.26
3/4	N-75	9.37
1	N-75	9.37
1-1/4	N-125	15.03
1-1/2	N-125	15.03
2	N-200	27.65
2-1/2	N-250	55.11
3	N-300	60.85
4	N-400	107.23

FEMALE SPUD




npt size	part number	list each
1/2	FSP-50	14.29
3/4	FSP-75	13.45
1	FSP-100	14.36
1-1/4	FSP-125	21.45
1-1/2	FSP-150	19.17
2	FSP-200	26.49
2-1/2	FSP-250	58.61
3	FSP-300	78.80
4	FSP-400	121.15


MALE SPUD

	npt size	part number	list each
	1/2	MSP-50	9.14
	3/4	MSP-75	15.40
	1	MSP-100	19.71
	1-1/4	MSP-125	26.64
	1-1/2	MSP-150	27.35
	2	MSP-200	37.45

DOUBLE SPUD

	size	part number	list each
	1/2	DSP-50	21.01
	3/4	DSP-75	35.20
	1	DSP-75	35.20
	1-1/4	DSP-125	42.94
	1-1/2	DSP-125	42.94
	2	DSP-200	49.87

MALE STEM

	hose size	part number	list each
	1/2	MST-50	6.14
	3/4	MST-75	10.97
	1	MST-100	16.54
	1-1/4	MST-125	17.34
	1-1/2	MST-150	20.12
	2	MST-200	30.44
	2-1/2	MST-250	53.63
	3	MST-300	64.62
	4	MST-400	113.13


WARNING!

We DO NOT RECOMMEND the use of imported ground joint couplings and clamps for steam, critical, toxic, or combustible fluids, nor in cyclic conditions involving temperature or pressure. Imported ground joint couplings and clamps do not meet NAHAD material guidelines for those applications.


We DO RECOMMEND Campbell Viton Seal Ground Joint Couplings and Interlocking U-bolt Clamps (page 27) for use

HOSE CLAMPS


UNIVERSAL COUPLING CLAMP

	hose o.d. min.	hose o.d. max.	part number	list each
	1	1-1/8	UHC-50	4.46
	1-1/8	1-5/16	UHC-75	6.05
	1-1/2	1-13/16	UHC-100	7.46


INTERLOCKING CLAMP (two-bolt)

	hose o.d. min.	hose o.d. max.	part number	list each
	15/16	1-1/16	LB-4	4.54
	1-3/16	1-5/16	LBU-9	6.64
	1-5/16	1-1/2	LB-9	8.49
	1-1/2	1-11/16	LB-10	10.46


INTERLOCKING CLAMP (four-bolt)

	hose o.d. min.	hose o.d. max.	part number	list each
	1-17/32	1-23/32	LBU-14	13.01
	2-1/16	2-1/4	LB-19	19.99
	2-3/32	2-9/32	LBU-24	22.26
	2-1/4	2-7/16	LB-24	25.11
	2-1/2	2-25/32	LBU-29	28.42
	2-3/4	3-1/16	LB-29	38.34
	3-3/32	3-7/16	LBU-34	58.01
	3-1/2	3-15/16	LB-34	65.65
	3-13/16	4-3/16	LB-35	79.37
	4-1/16	4-7/16	LB-39	103.41

INTERLOCKING CLAMP (six-bolt)


	hose o.d. min.	hose o.d. max.	part number	list each
	4-1/4	4-13/16	LBU-39	110.41
	4-7/8	5-5/16	LBU-49	204.93
	5-1/8	6-3/16	LB-49	207.66

DOUBLE BOLT CLAMPS

	hose o.d. min.	hose o.d. max.	part number	list each
	7/8	1-1/8	SL-29	3.08
	1-3/16	1-5/16	SL-34	3.29
	1-5/16	1-17/32	SL-40	4.42
	1-3/4	1-31/32	SL-49	6.11
	2-3/16	2-9/16	SL-60	6.58
	2-5/16	2-15/16	SL-76	7.27
	3-3/16	3-3/4	SL-94	12.91
	3-7/16	3-13/16	400	15.07
	4	4-3/8	463	15.07
	4-1/2	5-1/8	525	21.16
	4-11/16	5-1/8	550	21.16
	5-1/2	5-15/16	600	22.22
	6-1/8	6-7/8	675	25.05
	6-7/8	7-3/8	769	30.97
	7-3/8	8	818	48.56
	8-1/4	8-7/8	875	43.48
	8-15/16	9-3/4	988	46.60
	9-5/16	11-3/8	1125	94.37
	11-3/16	13	1275	107.39
	13-3/16	15	1450	177.41
	15-1/16	17-1/2	1700	216.27

SPIRAL CLAMPS (right hand a.k.a. clockwise)

PLATED STEEL

	hose size	part number	list each
	1-1/2	SC-150	11.72
	2	SC-200	13.15
	2-1/2	SC-250	15.51
	3	SC-300	16.55
	4	SC-400	18.40
	5	SC-500	25.51
	6	SC-600	25.07
	8	SC-800	28.75
	10	SC-1000	40.33
	12	SC-1200	42.28

continued on next page

BRASS FIRE HOSE ACCESSORIES

DOUBLE MALE HEX NIPPLE



npt x ght thread size	part number	list each
1 x 3/4	DMH1076	28.15
npt x npsh		
1 x 1	DMH1010	26.87
1-1/2 x 1-1/2	DMH1515	29.39
2 x 2	DMH2020	72.27
2-1/2 x 2-1/2	DMH2525	72.27
npt x nst		
1 x 1	DMH1010F	26.87
1-1/2 x 1-1/2	DMH1515F	30.63
2 x 2-1/2	DMH2025F	80.40
2-1/2 x 2-1/2	DMH2525F	76.50
3 x 2-1/2	DMH3025F	125.81
nst x nst		
1-1/2 x 1-1/2	DMH15F15F	29.39

FEMALE TO MALE HYDRANT ADAPTER



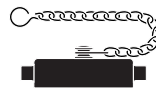
nst x ght thread size	part number	list each
1-1/2 x 3/4	HA1576	50.27
2-1/2 x 3/4	HA2576	43.42
nst x npsh		
2-1/2 x 1	HA2510	41.36
2-1/2 x 1-1/2	HA2515	41.36
2-1/2 x 2	HA2520	58.62
nst x npt		
1-1/2 x 1-1/2	HA1515T	51.75
2-1/2 x 3/4	HA2575T	43.42
2-1/2 x 1	HA2510T	41.37
2-1/2 x 1-1/2	HA2515T	43.42
2-1/2 x 2	HA2520T	58.62
nst x nst		
2-1/2 x 1-1/2	HA2515F	43.41
3 x 2-1/2	HA3025F	106.05
npsh x nst		
1-1/2 x 1-1/2	HA15S15F	47.58
3 x 2-1/2	HA30S25F	106.05

FEMALE TO MALE NIPPLE



npt x ght thread size	part number	list each
1 x 3/4	FM1076	27.58
npt x npsh		
1-1/2 x 1-1/2	FM1515	36.32
2-1/2 x 2-1/2	FM2525	76.53
npt x nst		
1-1/2 x 1-1/2	FM1515F	36.32
2-1/2 x 2-1/2	FM2525F	76.50
3 x 2-1/2	FM3025F	121.91
npsh x nst		
1-1/2 x 1-1/2	FM15S15F	36.32
2-1/2 x 2-1/2	FM25S25F	76.50
nst x npt		
1-1/2 x 1-1/2	FM15F15T	36.32
2-1/2 x 2-1/2	FM25F25T	80.14
2-1/2 x 2	FM25F20T	76.50
2-1/2 x 1-1/2	FM25F15T	86.72
2-1/2 x 3	FM25F30T	144.62
npsh x npt		
1-1/2 x 1-1/2	FM15S15T	36.32

CAPS WITH CHAIN



size thread	part number	list each
1-1/2 npsh	FC150	29.74
1-1/2 nst	FC150F	29.74
2-1/2 npsh	FC250	51.78
2-1/2 nst	FC250F	51.78

BRASS NOZZLES



size thread	part number	list each
3/4 ght	BN6	27.16
3/4 npsh	BN7	27.16
1 npsh	BN10	33.18
1-1/4 npsh	BN12	66.44
1-1/2 npsh	BN15	61.61
1-1/2 nst	BN15F	61.61
2 npsh	BN20	101.96
2-1/2 npsh	BN25	120.98
2-1/2 nst	BN25F	120.98

Our Guarantee of Quality

WARRANTY – Campbell Fittings, Inc. warrants the products described herein to be free from defects in materials or workmanship for a period of one year from the date of shipment by Campbell Fittings, Inc. under normal use and service. The obligation under this warranty is limited to replacing or repairing, without charge, any part supplied by Campbell Fittings, Inc. proven to have been defective at time of shipment, and is expressly conditioned on the Purchaser's giving Campbell Fittings, Inc. immediate notice upon discovery of the defect. Campbell Fittings, Inc. shall have the option of requiring the return of the defective material (transportation prepaid) to establish the claim.

This warranty shall not apply if the product has been altered or repaired by others, and Campbell Fittings, Inc. shall make no allowance or credit for such repairs or alterations unless authorized in writing by Campbell Fittings, Inc.

The foregoing warranty is the only warranty applicable to the products described herein, and any previous agreements, representations or warranties, oral or written, are hereby cancelled. No other expressed or implied warranties shall apply, including but not limited to implied warranties of merchantability and fitness for a particular use.

Under no circumstances will Campbell Fittings, Inc. assume any liability whatsoever for any consequential or contingent damages.

PRODUCT CHANGES – The right is reserved to make changes in pattern, design or material when deemed necessary, without notice. Products which have become obsolete by reason of design change or discontinued as a manufactured item may not be returned for credit.

RETURNED GOODS – Materials must not be returned unless consent has first been obtained in writing from Campbell Fittings, Inc.

RESPONSIBILITY – We will not be responsible for delays resulting from strikes, accidents, negligence of carriers, or other causes beyond our control.

RISK – All goods are at the risk of the Purchaser after they have been delivered to the carrier and receipt obtained for same (in good order).

ORDERS – Are subject to acceptance at Campbell Fittings, Inc., Boyertown, PA 19512.

SPECIAL PRODUCTS – Requests for cancellation of orders made to customer's specifications are not refundable and will not be considered if the manufacture of material is in process when the request is made.

ERRORS, SHORTAGES, ETC. – Claims for errors, shortages, etc. must be made on receipt of goods, otherwise no allowance will be made.

PRICES AND QUOTATIONS – All prices and quotations are subject to change without notice.

TAXES – Any tax that may be imposed by law on the sale of articles made or sold by this company shall be added to the sale price of such articles.

LIABILITY WARNING – Campbell Fittings, Inc. has no warranty applicable to fitness for the purpose of a particular use of any of the products it sells or issues as samples and shall not be responsible for any loss involving its products. It is entirely the responsibility of the end user or installer to be sure that fittings, hose, and their applications are compatible.

Campbell Fittings